

iMGP US Core Plus Fund

Managed by
Dolan McEniry Capital Management, LLC

Share class : I M EUR HP
ISIN : LU2075980891
For professional investors

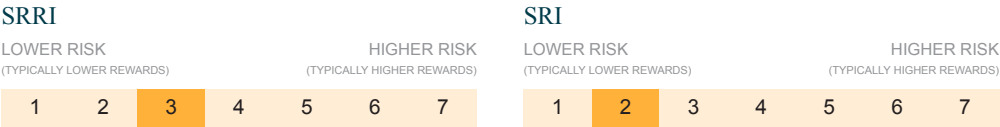
Important information

As indicated in the "Fund facts" section, a new strategy has been implemented within the Fund pursuant to a change of Fund manager. As a result, where historical information on the Fund may be misleading, it is, in the Management Company's opinion, more relevant to provide the investors with information on the strategy. In such case, this will be appropriately specified in this marketing document. Unless otherwise specified, data contained in this document are provided as at 2025.04.30.

Investment objective

The objective of this Sub-fund is to provide its investors with an appreciation of their investment mainly through a portfolio consisting of bonds of U.S. or other issuers and denominated in USD. At least two thirds of the Sub-fund's assets, after deduction of cash, are invested at all times in bonds denominated in USD. The Sub-Fund promotes environmental and social characteristics according to article 8 of the Regulation (EU) 2019/2088 but does not have sustainable investment as its objective. The Sub-Manager believes that Environmental, Social and Governance (ESG) consideration allows for long-term value creation, allowing to foster a positive change. The Management Company has adopted for this purpose an ESG policy which may be consulted on www.imgp.com. **The Fund is actively managed, and the Fund's manager's discretionary powers are not constrained by the index.**

Risk/Return profile of the share class

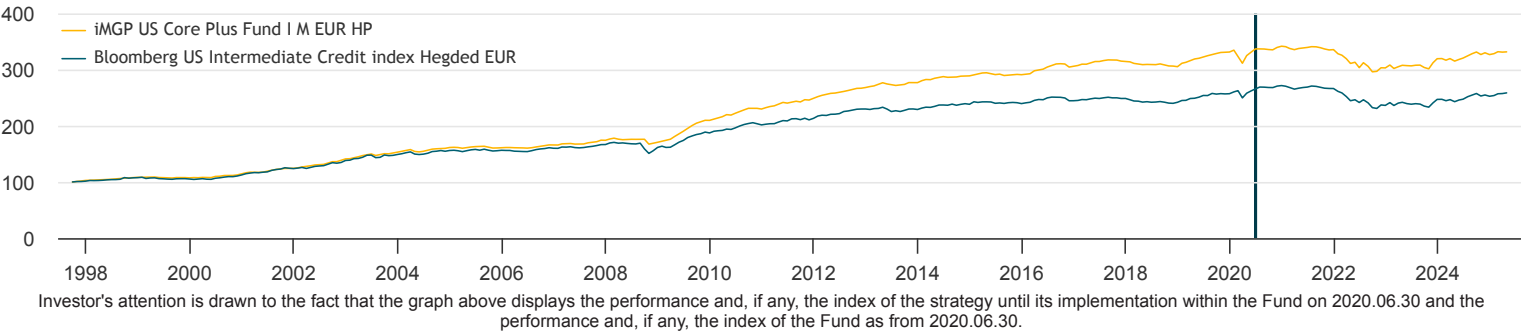


Fund facts

Fund manager	Dolan McEniry Capital Management, LLC
Dividend policy	Accumulating
Last NAV	EUR 999.00
Fund size	USD 164.0 mn
Asset class	International Bonds
Investment zone	US
Recommended invest. horizon	At least 3 years
Share class currency	EUR
Inception date of the strategy	1997.09.30
Inception date of the Share class	2020.07.06
New strategy implementation date	2020.06.30
Index	Bloomberg US Intermediate Credit index Hedged EUR
Legal structure	Luxembourg SICAV - UCITS
Registration	SG (QI), DE, AT, IT (QI), ES, FR, LU, CH
Classification SFDR	Article 8

Performance & risk measures

Past performance does not predict future returns.



Monthly returns	Year	Jan	Feb	Mar	Apr	May	Jun	Jul	Aug	Sep	Oct	Nov	Dec
2025	1.5%	0.5%	1.1%	-0.2%	0.1%	--	--	--	--	--	--	--	--
2024	2.3%	0.1%	-0.9%	0.9%	-1.4%	1.0%	0.7%	1.3%	1.1%	0.9%	-1.4%	1.0%	-1.0%
2023	5.4%	1.7%	-2.0%	1.1%	0.8%	-0.2%	-0.1%	0.4%	0.1%	-1.4%	-0.8%	3.6%	2.3%
2022	-9.7%	-2.2%	-0.8%	-1.9%	-2.6%	0.7%	-3.1%	2.9%	-2.1%	-3.2%	0.3%	2.1%	-0.1%
2021	-1.8%	-0.2%	-0.9%	-0.6%	0.6%	0.3%	0.3%	0.4%	-0.1%	-0.5%	-0.7%	-0.5%	0.2%
2020	--	--	--	--	--	--	--	--	-0.1%	-0.3%	-0.2%	1.3%	0.6%

Investor's attention is drawn to the fact that the figures displayed above are relating to the Fund.

Cumulative performance	Fund	Index	Calendar year performance	Fund	Index	Annualized risk measures	Fund	Index
1M	0.1%	0.5%	YTD	1.5%	2.4%	Volatility	4.4%	4.6%
3M	1.0%	1.9%	2024	2.3%	2.3%	Sharpe ratio	-0.1	-0.2
6M	1.5%	2.2%	2023	5.4%	4.5%	Information ratio	0.2	--
1Y	5.2%	6.5%	2022	-9.7%	-11.3%	Duration	4.1	--
3Y	6.6%	5.7%	2021	-1.8%	-1.9%	Yield to maturity	5.2%	--
5Y	--	--	2020	--	--			
Since inception	-0.1%	-3.0%	2019	--	--			
			2018	--	--			
Annualized performance	Fund	Index	2017	--	--			
3Y	2.2%	1.9%	2016	--	--			
5Y	--	--						
Since inception	0.0%	-0.6%						

Investor's attention is drawn to the fact that the figures displayed above are relating to the Fund. Index means Bloomberg US Intermediate Credit index Hedged EUR.

iMGP US Core Plus Fund

Share class : I M EUR HP

For professional investors

Fund manager Comment

Highlights

- • During the month, U.S. Treasury rates decreased. Spreads of both US corporate investment grade bonds and corporate high yield bonds widened. • Within the broader market, corporate high yield bonds outperformed corporate investment grade bonds. • The fund posted positive performance for the month of April.

Cumulative performance	Fund	Index
1M	0.1%	0.5%
YTD	1.5%	2.4%

Market Review

During the month, Treasury yields decreased and spreads widened due to escalating trade tensions, concerns about a cooling US economy and resurgent inflation. The Federal Funds rate remains at 4.25% to 4.50%. Treasury rates decreased during the month. The 10 year U.S. Treasury yield decreased from 4.21% to 4.16%, the 5 year yield decreased from 3.95% to 3.73% and the 2 year yield decreased from 3.89% to 3.61%. Per Bloomberg data, the spread of the Bloomberg Barclays Corporate Investment Grade Index widened 12 basis points during the quarter to an average option adjusted spread (“OAS”) of +106 basis points. The OAS of the Bloomberg Corporate High Yield Index widened 34 basis points to +384 basis points at quarter end.

Fund Review

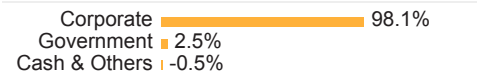
Within the fund, the corporate high yield sector was the top performing sector followed by the corporate investment grade sector. Higher U.S. Treasury rates and wider spreads have led to significantly higher yields on the fund. As of 04/30/2025, the fund had a yield to worst of 5.25% and a yield to maturity of 5.28%. Dolan McEniry believes that the fund is positioned to provide reasonable absolute and relative returns going forward. Dolan McEniry’s core competence is credit analysis, and we focus on a company’s ability to generate generous amounts of free cash flow over time in relation to its indebtedness. Investment safety and risk mitigation are of primary importance as we continue to search for undervalued fixed income securities.

Outlook

The iMGP US Core Plus Fund enjoys an attractive yield (to worst) premium versus the benchmark. As of 04/30/2025, the fund had a +54 basis point yield to worst premium and similar duration, which we believe will allow the portfolio to continue to perform well versus the benchmark over time. Dolan McEniry will continue to follow their disciplined approach as value investors by deploying cash and investing in bonds with wide spreads and solid credit fundamentals.

Portfolio Breakdown

Asset allocation



By Maturity

Less than 1 year	11.5%
Between 1 and 3 years	18.9%
Between 3 and 5 years	18.2%
Between 5 and 7 years	25.4%
Between 7 and 10 years	26.6%
Cash & Others	-0.5%

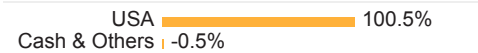
By Currency



By Rating

AAA	2.4%
A	1.9%
BBB	75.7%
BB	15.4%
B	4.5%

By Country



By Sector

Consumer Discretionary	23.9%
Technology	20.4%
Materials	12.1%
Financials	11.4%
Health Care	9.1%
Industrials	8.6%
Communications	8.0%
Consumer Staples	4.4%
Government	2.5%
Cash & Others	-0.5%

Source: iM Global Partner Asset Management



iMGP US Core Plus Fund

Share class : I M EUR HP

For professional investors

Dealing information

Liquidity	Daily
Cut-off time	TD 12:00 Luxembourg
Minimum initial investment	100,000,000
Settlement	TD+2
ISIN	LU2075980891
CH Security Nr	50872417
Bloomberg	OYGFII LX

Fees

Subscription fee	Max 0.00%
Redemption fee	Max 0.00%
Max management fee	0.60%
Effective management fee	0.40%
Performance fee	-

Administrative information

Central Administration	CACEIS Bank, Luxembourg Branch	Auditor	PwC Luxembourg
Transfert Agent	CACEIS Bank, Luxembourg Branch	Management company	iM Global Partner Asset Management S.A.
Custodian Bank	CACEIS Bank, Luxembourg Branch		

Important information

This marketing document has been issued by the investment fund, iMGP (hereinafter referred to as "iMGP"). It is not intended for distribution to or use by individuals or legal entities that are citizens of or reside in a state, country, or jurisdiction in which applicable laws and regulations prohibit its distribution, publication, issue, or use. Users are solely responsible for verifying that they are legally authorised to consult the information herein. **Only the most recent version of the prospectus, the key information document ("KID") (key investor information document ("KIID") in the UK), and the annual and half-yearly reports of iMGP (hereinafter referred to as iMGP's "legal documentation") should be considered as a basis for investment decisions. These documents are available in English on the website, www.imgp.com/iMGP, or from the iMGP offices at 5, Allée Scheffer, L-2520 Luxembourg.** For Switzerland, the prospectus, the key information document, the annual and semi-annual reports, as well as the statutes can be obtained without charges from CACEIS (Switzerland) SA– 35 Route de Signy - CH-1260 Nyon, representative for Switzerland and CACEIS Bank, Paris, succursale de Nyon / Suisse, paying agent for Switzerland. For other countries, the list of representatives is available on www.imgp.com.

The information or data contained in the present document does not in any way constitute an offer or a recommendation or advice to buy or sell shares in the Fund's units. Furthermore, any reference to a specific security in this document should not be construed as a recommendation or investment advice. They are intended solely to inform the investor as to past performance, and do not reflect the opinion of iMGP or any related companies as to future returns. The information, opinions and assessments contained in the present document shall apply at the time of publication and may be revoked or changed without prior notice. iMGP has not taken any measures to adapt to each individual investor who remains responsible for his own independent decisions. Moreover, investors are advised to consult their legal, financial or tax advisors before taking any investment decisions. Tax treatment depends entirely on the financial situation of each investor and may be subject to change. It is recommended that investors obtain the appropriate expert advice before taking any investment decisions. This marketing document is in no way intended to replace the legal documentation and/or any information that investors obtain from their financial advisors. « The information or data contained in this document does not constitute an offer, recommendation, or advice to buy or sell shares in the fund's units. For information on sustainability-related aspects of the fund, please visit the sustainability page of the iM Global Partner website: LU2075980891. Past performance does not predict future returns. Only the most recent version of the prospectus, the Key Information Document (KID)/Key Investor Information Document (KIID), and the annual and, if applicable, subsequent half-yearly reports of the investment fund "iMGP" should be considered as the basis for investment decisions. These documents, as well as the summary of investors' rights, are available in English on the website, iMGP, or from the iMGP offices at 5 Allée Scheffer, L-2520 Luxembourg. »

The value of the units referred to may fluctuate and investors may not recoup all or part of their original investment. Investors should consult the iMGP's prospectus for further details on the risks involved. **Past performance does not predict future returns.** It is calculated in the unit currency and, where investments are made in a different currency, may also be affected by fluctuations in exchange rates. The performance data given does not include commissions or any fees linked to the subscription to and/or repurchase of shares. **Returns are calculated net of fees in the reference currencies of specific sub - funds.** They reflect the current fees, include management commissions and possibly also performance commissions deducted from the sub-funds. All returns are calculated from NAV to NAV with dividends reinvested. Unless otherwise stated, the performance of sub-funds is shown on a total return basis, including dividends or any other relevant distributions. All returns shown are gross of any tax deductions that could be applicable to an investor. It is possible that companies linked to iMGP and their executives, directors or personnel hold or have held stakes or positions in the securities listed in this document, or that they have traded or acted as market maker for these securities. Moreover, these entities or individuals may also have past or present ties with the executives of the companies issuing the abovementioned shares; furnish or have furnished financial or other services; or are or have been a director of the companies in question. Please note that any reference to an index is made for information purposes only. The performance of the Fund may differ from the performance of the index. None of the index provider data may be reproduced or re-disseminated in any form and may not be used as a basis for or a component of any financial instruments or products or indices. The risk indicator of the Fund is deemed to reflect the level of risk of the Fund. It can vary from 1 to 7. Level 1 on the scale does not mean that investing in the Fund is risk free. The indicator is based on historic data and can therefore not guarantee the level of future risk of the Fund. The indicator is also not intended to be an investment objective for the Fund and therefore can vary over time. For further information, please refer to the most recent version of the key information document ("KID"), ("KIID" in the UK).