

# iMGP Sirios Absolute Return Fund IMGCNEU LX



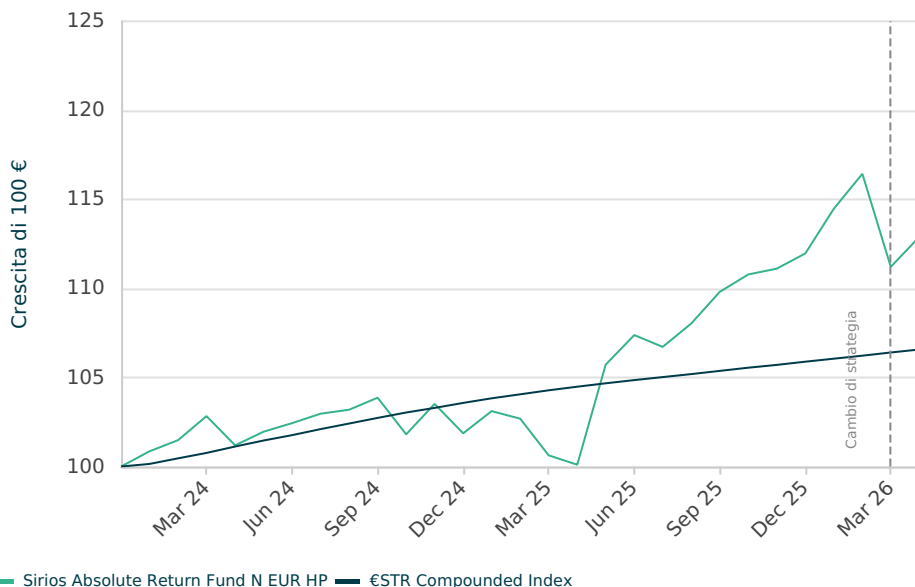
## Informazioni sul fondo

- L'obiettivo di questo Fondo è offrire ai propri investitori un apprezzamento del capitale a lungo termine attraverso l'implementazione di una strategia che assume esposizioni lunghe e corte su società a livello globale. Complessivamente, il Fondo prevede di mantenere un'esposizione netta lunga o corta al mercato azionario compresa tra il -50% e il +50% del NAV, che potrà essere modificata nel tempo in risposta alle condizioni di mercato. Il tasso overnight composto viene utilizzato nella valuta appropriata di una determinata Classe di Azioni del Fondo a fini di confronto, inclusi il confronto delle performance e come benchmark per il calcolo delle commissioni di performance. Il Fondo è gestito attivamente e i poteri discrezionali del Sub-Manager non sono vincolati ad alcun indice; il Fondo può pertanto presentare scarse somiglianze con l'indice.

## Performance

Dati al 30/4/26

Questo grafico mostra la performance passata della classe di azioni (e dell'indice di riferimento, ove applicabile) solo dall'implementazione dell'attuale strategia di investimento, e non dalla sua creazione. Quando l'attuale strategia di investimento è in vigore da meno di 12 mesi, non vengono visualizzati dati.



— Sirios Absolute Return Fund N EUR HP — €STR Compounded Index

## Rendimento per mese/anno

| Performance mensile | Anno | Gen  | Feb   | Mar   | Apr   | Mag  | Giu  | Lug   | Ago  | Set  | Ott   | Nov  | Dic   |
|---------------------|------|------|-------|-------|-------|------|------|-------|------|------|-------|------|-------|
| 2026                | 0.8% | 2.2% | 1.7%  | -4.5% | 1.5%  | –    | –    | –     | –    | –    | –     | –    | –     |
| 2025                | 9.9% | 1.2% | -0.4% | -2.0% | -0.5% | 5.6% | 1.6% | -0.6% | 1.2% | 1.6% | 0.9%  | 0.3% | 0.8%  |
| 2024                | –    | –    | 0.6%  | 1.3%  | -1.6% | 0.8% | 0.5% | 0.5%  | 0.2% | 0.7% | -2.0% | 1.7% | -1.6% |

Questa tabella mostra la performance passata della classe di azioni dalla sua creazione. I valori evidenziati indicano il periodo durante il quale è stata in vigore l'attuale strategia di investimento. Le performance mostrate in grigio chiaro si riferiscono alla precedente strategia di investimento, prima della data di cambio strategia.

## Contatto

Per saperne di più, contattate il nostro team all'indirizzo [client\\_services@imgp.com](mailto:client_services@imgp.com) o visitate [www.imgp.com](http://www.imgp.com).

## Dati del Fondo

|                                      |                                  |
|--------------------------------------|----------------------------------|
| Dimensione del Fondo                 | 9,2 Mln USD                      |
| Data di Avvio della Classe di Azioni | 18/01/2024                       |
| ISIN                                 | LU2702870341                     |
| Classe di Azioni                     | N EUR HP                         |
| Classificazione SFDR                 | 8                                |
| Orario di Cut-Off                    | TD 12:00<br>Luxembourg           |
| Liquidità                            | Daily                            |
| Regolamento                          | TD+2                             |
| Commissioni di Gestione              | 2.25%                            |
| Sub-Gestore del Fondo                | Sirios Capital<br>Management L.P |
| SRRI                                 | 3/7                              |

# iMGP Sirios Absolute Return Fund

iM  
Global  
Partner

## Performance (%) al 30/04/2026

| Orizzonte temporale          | Fondo  | €STR Compounded Index |
|------------------------------|--------|-----------------------|
| Da inizio mese corrente      | 1.51%  | 0.16%                 |
| Da inizio trimestre corrente | -1.38% | 0.48%                 |
| Da inizio anno               | 0.83%  | 0.65%                 |
| 1 anno                       | 12.78% | 2.00%                 |
| 3 anni                       | --     | --                    |
| 5 anni                       | --     | --                    |
| 10 anni                      | --     | --                    |
| Dalla data di avvio          | 5.46%  | 2.83%                 |

Le performance relative a periodi superiori a un anno sono annualizzate.

## Misura del rischio

| Misure di rischio annualizzate | Fondo | €STR Compounded Index |
|--------------------------------|-------|-----------------------|
| Volatilità* (1Y)               | 6.86% | 0.03%                 |
| Sharpe Ratio (1Y)              | 1.57  | 1.59                  |


  

| Misure di rischio annualizzate | Fund vs. €STR Compounded Index |
|--------------------------------|--------------------------------|
| Information ratio (1Y)         | 1.56                           |
| Beta (1Y)                      | 30.89                          |
| Correlazione (1Y)              | 0.13                           |
| Tracking error (1Y)            | 6.85%                          |

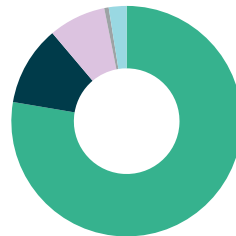
## Ripartizione del portafoglio

### Bonds Exposure By Rating

■ iMGP Sirios Absolute Return Fund

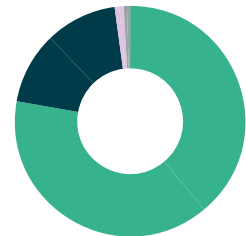


### Equities Exposure By Region



■ Nord America 45.2% ■ UEM 6.5%  
■ Europa esclusa UEM -4.7% ■ Paesi emergenti 0.4%  
■ Liquidità e Altri Attivi 1.5%

### Allocazione degli attivi



■ Azioni 48.8% ■ Liquidità 12.6%  
■ Opportunità speciali -0.8%  
■ Obbligazioni societarie -0.5%

### Bonds Exposure By Region



■ Nord America -0.5%

Le partecipazioni e le allocazioni settoriali sono soggette a variazioni.

# iMGP Sirios Absolute Return Fund

iM  
Global  
Partner

## Informazioni importanti

This marketing document has been issued by iM Global Partner SAS, a French company domiciled at 20 rue Treillard, 75008 Paris (France), supervised by the *Autorité des Marchés Financiers* under number 6925760 as a portfolio management company. It is intended for professional investors only. iMGP is an open-ended umbrella fund organized as a company with variable capital (SICAV). This document concerns the acquisition of shares in the Fund (a specific sub-fund of iMGP), and not in a given underlying asset such as a building or shares of a company. This is not a contractually binding document, or an information document required by law. It is not intended for distribution to or use by individuals or legal entities that are citizens of or reside in a state, country or jurisdiction in which applicable laws and regulations prohibit its distribution, publication, issue or use. Users are solely responsible for verifying that they are legally authorized to consult the information herein.

Only the most recent version of the prospectus, the key information document/key investor information document, and the annual and, if any subsequent, half-yearly reports of iMGP (iMGP's "legal documentation") should be considered as a basis for investment decisions. These documents as well as the summary of investors rights are available in English on the website, [www.imgp.com/iMGP](http://www.imgp.com/iMGP), or from the registered office of iMGP at 5 allée Scheffer, L-2520 Luxembourg. Sustainability-related information and documentation may be found on [www.imgp.com/about-us/sustainability/](http://www.imgp.com/about-us/sustainability/).

In case of UCITS ETF Shares: they are purchased on the Secondary Market and cannot usually be redeemed directly from iMGP. Such Shares are normally bought and sold on the Secondary Market with the assistance of an intermediary (e.g. a stockbroker or other investment broker) and investors may incur fees for doing so. In addition, investors may pay more (receive less) than the current NAV per Share when purchasing (selling) the UCITS ETF Shares on the Secondary Market. A list of the Fund's portfolio holdings as of the end of each month will be made available with a time lag of one month on [www.imgp.com](http://www.imgp.com), and as required by the Relevant Stock Exchanges. Where applicable, the Indicative NAV per Share (as defined in the Prospectus) will be made available at the Registered Office and through the Relevant Stock Exchanges.

The list of countries where the Fund is registered can be obtained from iM Global Partner Asset Management S.A., the Management Company of iMGP, which may terminate arrangements for marketing the Fund or the shares in a given jurisdiction at any time. iM Global Partner Asset Management S.A., with registered office at 10-12 bvd. F.D. Roosevelt, L-2450, is supervised by the *Commission de Surveillance du Secteur Financier* in Luxembourg.

The information or data contained in the present document does not in any way constitute an offer or a recommendation or advice to buy or sell shares in the Fund's shares. Furthermore, any reference to a specific security in this document should not be construed as a recommendation or investment advice. The information, opinions and assessments contained in the present document shall apply at the time of publication and may be revoked or changed without prior notice. The issuer has not taken any measures to adapt the contents of this document to each individual investor who remains responsible for his/her own independent decisions. Investors are advised to consult their legal, financial or tax advisors before making any investment decisions. Tax treatment depends entirely on the financial situation of each investor and may be subject to change.

Investing puts your capital at risk: investing in equity securities may offer a higher rate of return than other investments. However, the risks associated may also be higher because the performance of equity securities depends upon factors that are difficult to predict. Historically, equity securities have provided greater long-term returns and have entailed greater short-term risks than other investment choices; investing in the bond market is subject to risks including interest-rate and credit risk. An increase in the interest rates, a deterioration of the quality of the issuer and/or a default in reimbursing the capital at the maturity date could lead to potential loss of value of the investment; investments in mixed sub-funds are subject to the risks involved in investment in equities and bonds; investments in funds of funds are subject to all the risks involved in any investment in shares of UCIs and UCITS including currency fluctuation, liquidity shortage, risk of loss. Investors should consult iMGP's prospectus for further details on the risks involved.

The value of the shares referred to may fluctuate and investors may not recoup all or part of their original investment. Capital is not guaranteed. Past performance does not predict future returns. It is calculated in the share currency and, where investments are made in a different currency, may also be affected by fluctuations in exchange rates. The performance data given does not include commissions or any fees linked to the subscription to and/or repurchase of shares. Returns are calculated net of fees in the reference currencies of the share. They reflect the current fees, including management commissions and, in case of PR Classes, also a performance fee. PR Classes charge, at the end of the Financial year, a performance fee at a given maximum rate depending on the Fund concerned, against the Outperformance Reference NAV that is during the first Performance Period of the relevant Class, the Net Asset Value at which the Class was issued, and thereafter, the latest Net Asset Value of the Class outperforming, if any, its associated hurdle rate or benchmark index as appropriate. Outperformance is calculated for each Share Class on each Valuation date by comparing the performance of the relevant Net asset value per share, before performance fee and net of all costs, and of the performance of a referenced asset since the previous calculation of Net Asset Value. The Management Company may receive a performance fee, even in case of negative performance of a particular share class, as long as the relative performance of such share class is positive at the end of the Performance Period. Therefore, no reset of the mechanism for the compensation of past negative performance will be performed throughout the whole life of the relevant Share Class. All returns are calculated from NAV to NAV with dividends reinvested. Unless otherwise stated, the performance of the share is shown on a total return basis, including dividends or any other relevant distributions. All returns shown are gross of any tax deductions that could be applicable to an investor. It is possible that companies linked to the issuer and their executives, directors or personnel hold or have held stakes or positions in the securities listed in this document, or that they have traded or acted as market maker for these securities. Moreover, these entities or individuals may also have past or present ties with the executives of the companies issuing the abovementioned shares; furnish or have furnished financial or other services; or are or have been a director of the companies in question. Please note that any reference to an index is made for information purposes only. The performance of the Fund may differ from the performance of the index. None of the index provider data may be reproduced or re-disseminated in any form and may not be used as a basis for or a component of any financial instruments or products or indices.

The list of representatives and paying agents per country may be found on <https://www.imgp.com/regulatory-information/>.

For investors in the UK: the content of this document has been approved for the purposes of Section 21 of the Financial Services and Markets Act 2000 (FSMA) for issue in the UK by iM Global Partner UK Ltd, iMGP's Facilities Agent, which is authorised and regulated by the FCA (FRN: 927232). The collective investment scheme referred to in this document is a recognised scheme for the purposes of marketing into the UK pursuant to Section 271A (1) of FSMA. The Fund is based overseas and is not subject to UK sustainable investment labelling and disclosure requirements. Investors in the UK should be aware that they can make a complaint about the Management Company, iMGP or its depository. However, complaints may not be eligible for resolution by the UK's Financial Ombudsman Service and any claims for losses will not be covered by the UK Financial Services Compensation Scheme.

For investors in Switzerland: this document is intended for qualified investors only. iMGP legal documentation and the summary of investors rights are available from CACEIS (Switzerland) S.A., representative agent and CACEIS Bank, Nyon branch, paying agent.

For investors in Singapore: the investment which is the subject of this material is not authorised or recognised by the Monetary Authority of Singapore and is not allowed to be offered to the retail public. This material is not prospectus as defined in the Securities and Futures Act.

For investors in Uruguay: The sale of the product is considered a private placement in accordance with section 2 of Law 18.627 of Uruguay. The product must not be offered or sold to the public in Uruguay, except in circumstances that do not constitute a public offering or distribution under the laws and regulations of Uruguay. The product is not registered with the Superintendency of Financial Services of the Central Bank of Uruguay. The product corresponds to investment funds that are not regulated by Law 16.774 of Uruguay dated 27 September 1996, as amended.

## Glossary

**SRI** is designed to show the relative risk of a product, using a combination of market and credit risk measures. The SRI will have a value from 1 (lower risk) to 7 (higher risk). The lowest rating does not mean a risk-free investment.

**SRRI** classifies the risk of the Fund and potential reward based on its historical price volatility. The SRRI is presented as a numerical value on a scale of 1 (less volatile) to 7 (more volatile). The lowest rating does not mean a risk-free investment.

**Sharpe ratio** is the measure of a fund's return relative to its risk. The Sharpe ratio uses standard deviation to measure a fund's risk-adjusted returns. The higher a fund's Sharpe ratio, the better a fund's returns have been relative to the risk it has taken on. Because it uses standard deviation, the Sharpe ratio can be used to compare risk adjusted returns across all fund categories.

**Tracking Error** is the monitoring of the performance of a portfolio, usually to analyze the extent to which its price movements conform to or deviate from those of an index.

**Information ratio** is a measurement of portfolio returns beyond the returns of a benchmark, usually an index, compared to the volatility of those returns.

**Beta** is a measure of the volatility, or systematic risk, of a security or a portfolio in comparison to the market as a whole.

**Correlation** is a statistical measure of how two securities move in relation to each other.

**Ongoing costs / Ongoing charges** is based on expenses for the last 12 months. This figure may vary from year to year. It includes the management fees and other administrative or operating costs. It excludes performance fees and portfolio transaction costs, except in the case of an entry/exit charge paid by the Fund when buying or selling units/shares in another collective investment undertaking. For funds created less than 12 months ago, future costs are estimated.

**SFDR**: EU Sustainable Finance Disclosure Regulation. Article 6 funds do not integrate sustainability features. Article 8 funds promote environmental and/or social characteristics. Article 9 funds have sustainable objectives.

**Duration**: A commonly used measure of the sensitivity of a debt security's price to changes in interest rates, and thus the potential volatility of the price of that security, or the aggregate market value of a portfolio of debt securities, prior to maturity. Securities with a longer duration generally have more volatile prices than securities of comparable quality with a shorter duration. We show effective duration, which factor in bonds' embedded options.