

Polen Capital China Growth ETF

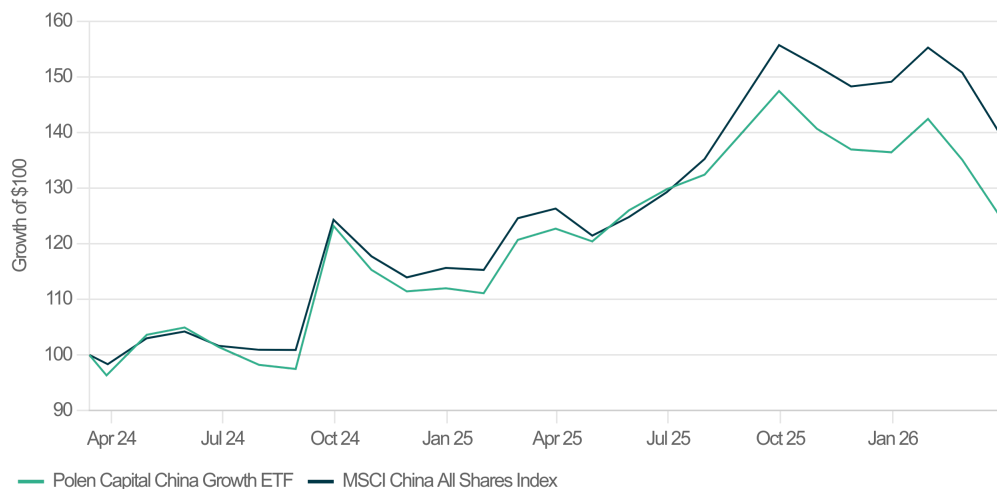
PCCE

About the fund

- The strategy is an actively managed, fully transparent ETF that seeks to achieve long-term growth of capital
- Focus on competitively advantaged businesses in China with potential for sustainable, above-average earnings growth
- Emphasis on companies with sustainable business models, robust balance sheets, proven management teams, and clear alignment of interest between majority and minority shareholders
- Concentrated portfolio of 25-40 high-quality growth companies
- Low portfolio turnover with long-term holding periods

Performance data

Data as of 3/31/26, Hypothetical Growth of \$100



Contact

To learn more, contact our team at **(323) 372-1960** or **team@imgp.com** or visit **<https://www.imgp.com/us>**.

Fund facts

Fund manager	Polen Capital Management, LLC
Inception date	3/14/24
Fund size	1.5 mn
CUSIP	53700T728
Ticker	PCCE
Active share	69%
Total positions	35
Median market cap	25.1 bn
Weighted market cap	139.7 bn
Gross expense ratio	1.00%
Net expense ratio	1.00%

Performance (%) as of 3/31/26

Timeframe	Fund NAV	Fund Price	MSCI China All Shares Index
QTD	-8.68	-6.70	-6.52
YTD	-8.68	-6.70	-6.52
1 Year	1.55	3.39	10.36
3 Years	--	--	--
5 Years	--	--	--
10 Years	--	--	--
Since inception	11.35	12.49	17.63

Performance for periods greater than one year are annualized.

Shares of ETFs are bought and sold at market price (not NAV) and are not individually redeemed from the fund. Any applicable brokerage commissions will reduce returns.

Performance data quoted represents past performance and does not guarantee future results. Index performance is not illustrative of fund performance. An investment cannot be made directly in an index. The investment return and principal value of an investment will fluctuate so that an investor's shares, when redeemed, may be worth more or less than their original cost. Current performance of the fund may be lower or higher than the performance quoted. To obtain the performance of the funds as of the most recently completed calendar month, please visit www.imgpfunds.com.

Measures of risk

Annualized risk measures	Fund NAV	Fund Price	MSCI China All Shares Index
Volatility	15.96%	14.54%	16.42%
Sharpe ratio	-0.16	-0.20	0.39

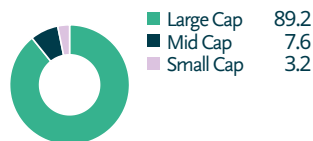
Annualized risk measures	Fund vs. MSCI China All Shares Index
Tracking error	5.33%
Information ratio	-1.65
Beta	0.92
Correlation	0.95

Annualized risk measures are calculated metrics between the respective reference indexes and the fund. Annualized risk measures based on 5-year monthly returns or 3-year returns if less than 5-year history or 1-year if less than 3-year history.

Portfolio Breakdown

Holdings and sector allocations are subject to change.

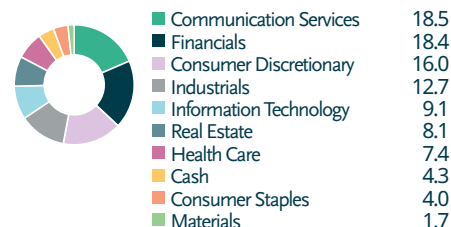
By Market Capitalization (%)



By Region (%)



By Sector (%)



Top 10 Holdings

Tencent Holdings Ltd	11.2%
AIA Group Ltd	7.4%
Contemporary Ampere Technology	7.0%
Hong Kong Exchanges & Clearing Ltd	7.0%
Alibaba Group Holding Ltd	6.6%
Ping An Insurance Group Co of China Ltd	4.1%
China Resources Mixc Lifestyle Services Ltd	3.7%
Montage Technology Co Ltd	3.4%
AK Medical Holdings Ltd	3.1%
NetEase Inc	3.1%
Total	56.4%

Fund Sub-Advisors

Polen Capital Management, LLC

Founded in 1979, Polen Capital is a global investment manager offering equity and credit strategies to a wide range of clients across five continents. Polen delivers growth and income solutions, building high-conviction, concentrated, competitively advantaged, active portfolios with the potential to compound and outperform over the long-term. The firm has a distinctive culture and is committed to attracting, developing, and retaining exceptional professionals who are aligned with the firm's mission of preserving and growing clients' assets to protect their present and enable their future.

June Lui, Yingying Dong & Kevin Chee

Important information

The fund's investment objectives, risks, charges, and expenses must be considered carefully before investing. The statutory and summary prospectus contains this and other important information about the investment company, and it may be obtained by calling 1-800-960-0188. Read it carefully before investing.

The Fund is newly formed and has no operating history.

Polen Capital China Growth ETF Risks: Investing involves risk. Principal loss is possible.

The Fund invests in Chinese securities. There is a risk that the value of the Fund's investments in China may decline due to nationalization, expropriation and confiscation of assets or property. Losses may also occur due to new or expanded restrictions on foreign investments or repatriation of capital.

The Fund is subject to the risk that the value of equity securities may fluctuate, sometimes rapidly and unpredictably, due to factors affecting the general market, an entire industry or sector, or particular companies.

The Fund is exposed to certain risks such as its shares trading at a material discount to NAV as a result of its structure as an ETF.

The Fund invests in emerging market and foreign securities. Investment in foreign (non-U.S.) securities and emerging market securities may cause the Fund to experience more rapid and extreme changes in value due to economic, political and social instability of such countries.

A commission may apply when buying or selling an ETF.

iM Global Partner Fund Management has ultimate responsibility for the performance of the iMGP Funds due to its responsibility to oversee the funds' investment managers and recommend their hiring, termination, and replacement.

The Morningstar China Region Category contains funds that invest almost exclusively in stocks from China, Taiwan, and Hong Kong. These portfolios invest at least 70% of total assets in equities and invest at least 75% of stock assets in one specific region or a combination of China, Taiwan, and/or Hong Kong.

The MSCI China All Shares Index captures large and mid-cap representation across China A-shares, B-shares, H-shares, Red-chips, P-chips and foreign listings (e.g. ADRs). The index aims to reflect the opportunity set of China share classes listed in Hong Kong, Shanghai, Shenzhen and outside of China. It is based on the concept of the integrated MSCI China equity universe with China A-shares included.

Active Share measures the degree of difference between a fund portfolio and its benchmark index.

Market capitalization (or market cap) is the total value of the issued shares of a publicly traded company; it is equal to the share price times the number of shares outstanding.

Tracking Error is the monitoring the performance of a portfolio, usually to analyze the extent to which its price movements conform or deviate from those of a benchmark.

Information ratio (IR) is a measurement of portfolio returns beyond the returns of a benchmark, usually an index, compared to the volatility of those returns.

Sharpe ratio is the measure of a fund's return relative to its risk. The Sharpe ratio uses standard deviation to measure a fund's risk-adjusted returns. The higher a fund's Sharpe ratio, the better a fund's returns have been relative to the risk it has taken on. Because it uses standard deviation, the Sharpe ratio can be used to compare risk-adjusted returns across all fund categories. Past performance is no guarantee of future results.

Beta is a measure of the volatility, or systematic risk, of a security or a portfolio in comparison to the market as a whole.

Correlation is a statistical measure of how two securities move in relation to each other.

Industry sector levels are provided from the Global Industry Classification Standard ("GICS"), developed and exclusively owned by MSCI, Inc. ("MSCI") and Standard & Poor's Financial Services LLC. All GICS data is provided "as-is" with no warranties.

The iMGP Funds are Distributed by ALPS Distributors, Inc LGE000570 Exp. 12/31/2030