

Polen Capital

A high conviction growth investment manager

Marketing Communication

polen
capital

iM
Global
Partner

1979

Founded in

\$53.0bn

AUM as of December 2024

244

Employees

The Firm

Polen Capital is a global asset manager that provides active, high-conviction and competitively advantaged growth equity and high-yield credit strategies. Founded in 1979, it is independently owned and employee controlled, with offices in Boca Raton, Boston, Waltham, London and Hong Kong.

Polen Capital has four distinct investment teams that operate autonomously and maintain a concentrated, disciplined approach. Polen's culture is based on an unwavering commitment to its clients, investors, community and colleagues.

Investment Philosophy

Polen Capital implements an innovative bottom-up, concentrated approach to growth stock investing.

The strategies are based on the same repeatable investment process building for the long-term, concentrated portfolios of **high-quality** businesses capable of delivering sustainable, above-average earnings growth.

The Strategies

Large Company Growth

Polen Capital's main investment team is the **Large Company Growth** team, covering a global equity universe of high-quality growth companies.

Strategies:

- Focus Growth
- Global Growth
- International Growth

Small Company Growth

The **Small Company Growth** team seeks durable business that have competitive advantages and effective management teams that will drive long-term growth.

Strategies:

- US Small Company Growth
- US SMID Company Growth
- Global SMID Company Growth

The **iMGP USD Small and Mid Company Growth Fund** is based on Polen's **US SMID Company Growth** strategy.

Emerging Markets Growth

The **Emerging Markets Growth** team builds portfolios that offer differentiated exposure to emerging markets, applying a long-term lens to seek opportunities.

Strategies:

- China Growth
- Emerging Markets Growth
- Emerging Markets ex China Growth
- India Growth

Credit

Polen's **Credit** team manages active, high-conviction strategies that aim to capitalize on the leveraged credit universality to deliver a significant and durable yield advantage.

Strategies:

- Bank Loan
- Credit Opportunities
- ESG Upper Tier US High Yield
- US High Yield
- US Opportunistic High Yield

Polen Capital

A high conviction growth investment manager

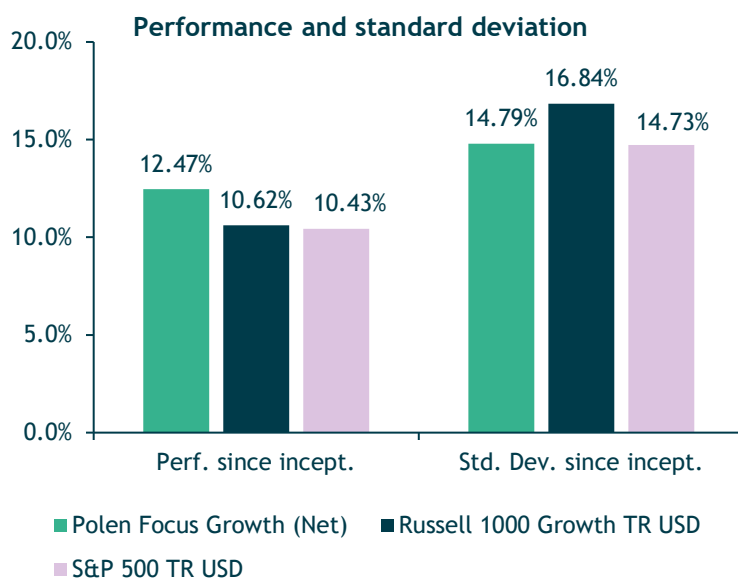
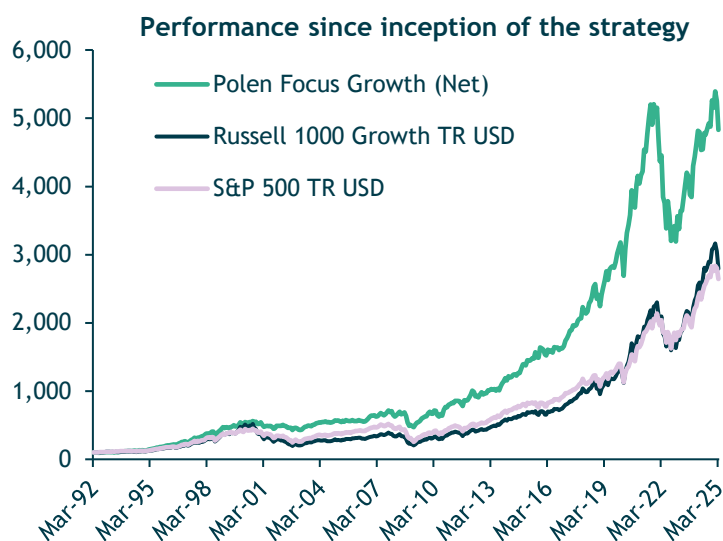
polen
capital

iM
Global
Partner

Strong track-record across a range of strategies

Polen Focus Growth

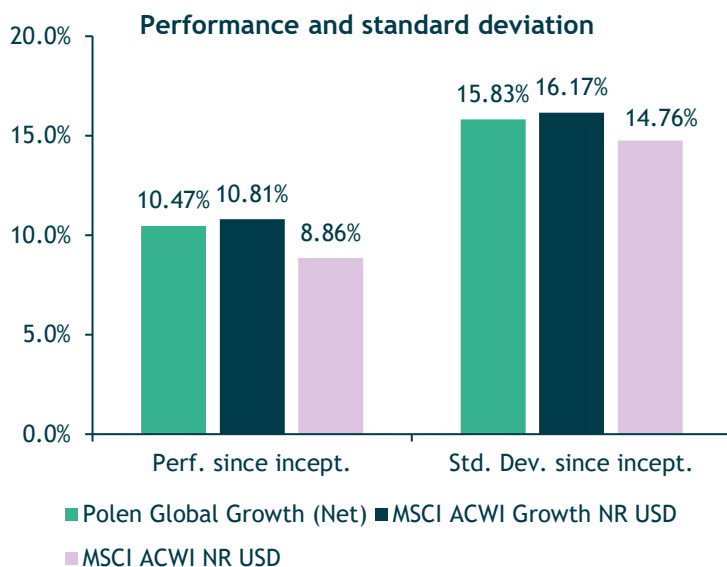
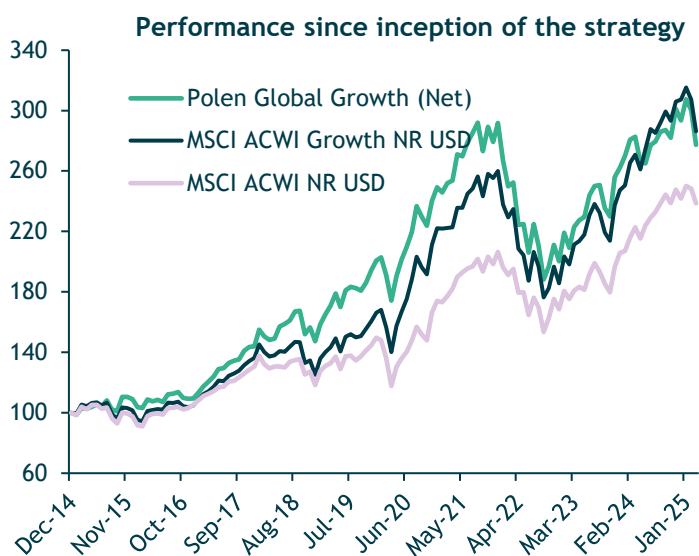
Past performance does not predict future returns



Source: eVestment and iM Global Partner, performance net of fees in USD as of March 31, 2025, since January 1992 (availability of monthly performance). Returns may increase or decrease as a result of currency fluctuations for investors whose natural currency differs from the fund's currency.

Polen Global Growth

Past performance does not predict future returns



Source: eVestment and iM Global Partner, performance net of fees in USD as of March 31, 2025 since inception in January 2015. Returns may increase or decrease as a result of currency fluctuations for investors whose natural currency differs from the fund's currency.

Polen Capital

A high conviction growth investment manager

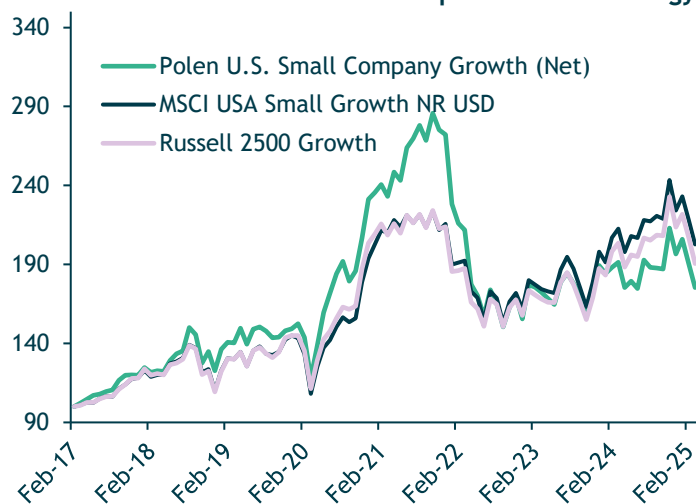
polen
capital

iM
Global
Partner

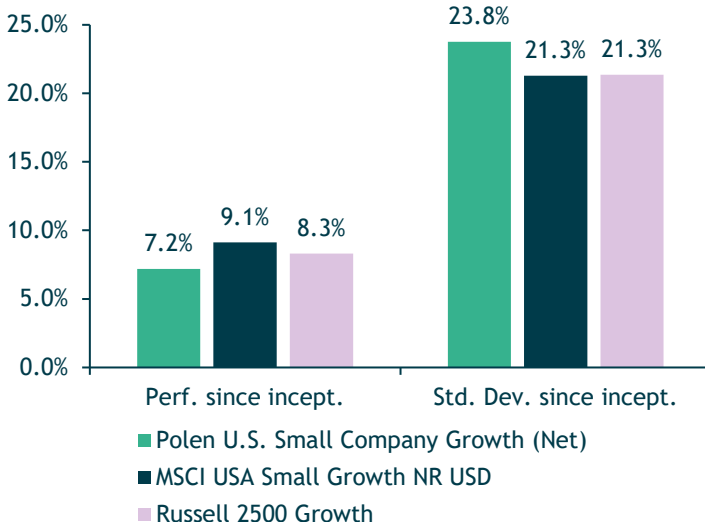
Polen U.S. Small Company Growth

Past performance does not predict future returns

Performance since inception of the strategy



Performance and standard deviation

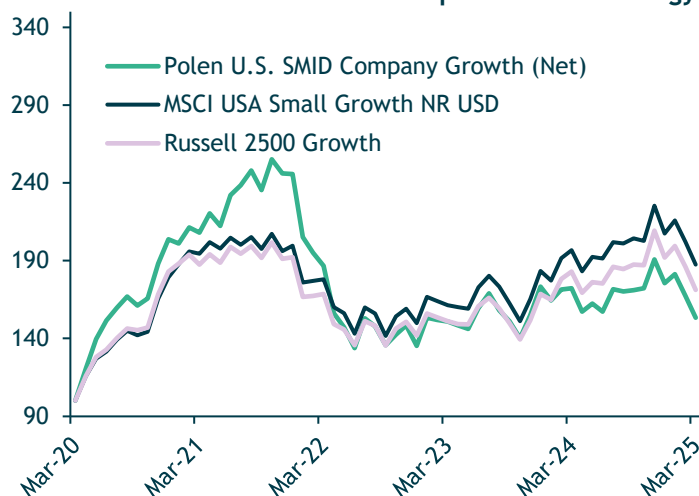


Source: eVestment and iM Global Partner, performance net of fees in USD as of March 31, 2025 since inception in March 2017. Returns may increase or decrease as a result of currency fluctuations for investors whose natural currency differs from the fund's currency.

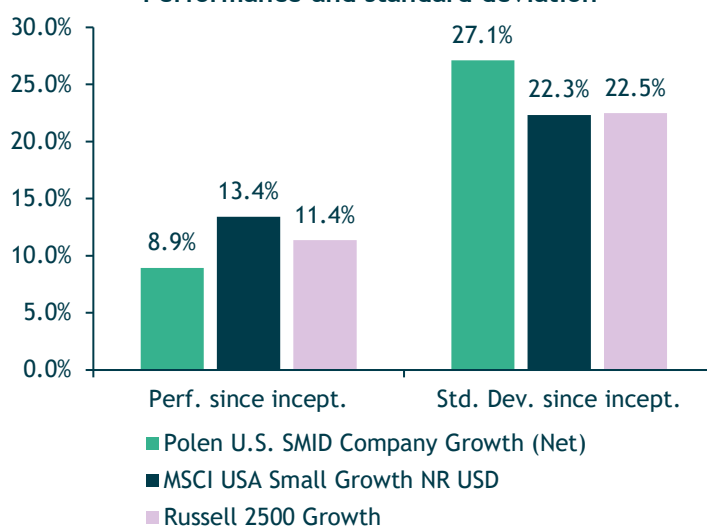
Polen U.S. Small and Mid Company Growth

Past performance does not predict future returns

Performance since inception of the strategy



Performance and standard deviation



Source: eVestment and iM Global Partner, performance net of fees in USD as of March 31, 2025 since inception in April 2020. Returns may increase or decrease as a result of currency fluctuations for investors whose natural currency differs from the fund's currency.

Polen Capital

A high conviction growth investment manager

polen
capital

iM
Global
Partner

Polen Focus Growth strategy – Calendar Year Performance

Past performance does not predict future returns

Strategies:	YTD	2024	2023	2022	2021	2020	2019	2018	2017	2016	2015
Polen Focus Growth (Net)	-6.3%	16.1%	39.0%	-38.0%	24.1%	34.0%	38.2%	8.5%	27.1%	1.2%	15.3%
Russell 1000 Growth TR USD	-10.0%	33.4%	42.7%	-29.1%	27.6%	38.5%	36.4%	-1.5%	30.2%	7.1%	5.7%
Spread	3.7%	-17.2%	-3.7%	-8.9%	-3.5%	-4.5%	1.8%	10.0%	-3.1%	-5.9%	9.6%
S&P 500 TR USD	-4.3%	25.0%	26.3%	-18.1%	28.7%	18.4%	31.5%	-4.4%	21.8%	12.0%	1.4%
Spread	-2.0%	-8.9%	12.7%	-19.9%	-4.6%	15.6%	6.7%	12.9%	5.3%	-10.7%	13.9%

Strategies:	2014	2013	2012	2011	2010	2009	2008	2007	2006	2005	2004
Polen Focus Growth (Net)	17.0%	23.1%	11.8%	8.3%	14.7%	38.5%	-28.4%	9.9%	14.0%	-1.4%	7.8%
Russell 1000 Growth TR USD	13.0%	33.5%	15.3%	2.6%	16.7%	37.2%	-38.4%	11.8%	9.1%	5.3%	6.3%
Spread	3.9%	-10.4%	-3.5%	5.6%	-2.0%	1.3%	10.0%	-2.0%	5.0%	-6.7%	1.5%
S&P 500 TR USD	13.7%	32.4%	16.0%	2.1%	15.1%	26.5%	-37.0%	5.5%	15.8%	4.9%	10.9%
Spread	3.3%	-9.3%	-4.3%	6.1%	-0.4%	12.0%	8.6%	4.4%	-1.8%	-6.3%	-3.1%

Source: eVestment and iM Global Partner, performance net of fees in USD as of March 31, 2025 since 1999. Returns may increase or decrease as a result of currency fluctuations for investors whose natural currency differs from the fund's currency.

Polen Global Growth strategy – Calendar Year Performance

Past performance does not predict future returns

Strategies:	YTD	2024	2023	2022	2021	2020	2019	2018	2017	2016
Polen Global Growth (Net)	-5.5%	12.0%	30.9%	-31.4%	17.1%	24.1%	36.3%	2.2%	31.6%	0.3%
MSCI ACWI Growth NR USD	-6.8%	24.2%	33.2%	-28.6%	17.1%	33.6%	32.7%	-8.1%	30.0%	3.3%
Spread	1.4%	-12.2%	-2.3%	-2.8%	0.0%	-9.5%	3.6%	10.4%	1.6%	-2.9%
MSCI ACWI NR USD	-1.3%	17.5%	22.2%	-18.4%	18.5%	16.3%	26.6%	-9.4%	24.0%	7.9%
Spread	-4.1%	-5.5%	8.7%	-13.0%	-1.5%	7.9%	9.8%	11.6%	7.6%	-7.5%

Source: eVestment and iM Global Partner, performance net of fees in USD as March 31, 2025 since inception in 2015. Returns may increase or decrease as a result of currency fluctuations for investors whose natural currency differs from the fund's currency.

MANAGER PROFILE

FOR PROFESSIONAL INVESTORS ONLY - NOT FOR GENERAL DISTRIBUTION

Polen Capital

A high conviction growth investment manager

polen
capital

iM
Global
Partner

Disclaimer

This marketing document has been issued by the investment fund, iMGP (referred to as "iMGP"), for professional investors only. This is not a contractually binding document, or an information document required by law. It is not intended for distribution to or use by individuals or legal entities that are citizens of or reside in a state, country or jurisdiction in which applicable laws and regulations prohibit its distribution, publication, issue or use. Users are solely responsible for verifying that they are legally authorized to consult the information herein. Only the most recent version of the prospectus, the key information document (KID)/key investor information document (KIID), the annual and, if any subsequent, half-yearly reports of iMGP (referred to as iMGP's "legal documentation") should be considered as a basis for investment decisions. These documents are available in French and English on the website, www.imgp.com/iMGP, or from the iMGP offices at 5 Allée Scheffer, L-2520 Luxembourg.

The information or data contained in the present document does not in any way constitute an offer or a recommendation or advice to buy or sell shares in the Fund's units. Furthermore, any reference to a specific security in this document should not be construed as a recommendation or investment advice. They are intended solely to inform the investor as to past performance, and do not reflect the opinion of iMGP or any related companies as to future returns. The information, opinions and assessments contained in the present document shall apply at the time of publication and may be revoked or changed without prior notice. iMGP has not taken any measures to adapt to each individual investor who remains responsible for his own independent decisions. Moreover, investors are advised to consult their legal, financial or tax advisors before making any investment decisions. Tax treatment depends entirely on the financial situation of each investor and may be subject to change. It is recommended that investors obtain the appropriate expert advice before taking any investment decisions. This marketing document is in no way intended to replace the legal documentation and/or any information that investors obtain from their financial advisors.

The value of the units referred to may fluctuate and investors may not recoup all or part of their original investment. Investors should consult iMGP's prospectus for further details on the risks involved. Past performance does not predict future returns. It is calculated in the unit currency and, where investments are made in a different currency, may also be affected by fluctuations in exchange rates. The performance data given does not include commissions or any fees linked to the subscription to and/or repurchase of shares. Returns are calculated net of fees in the reference currencies of specific sub-funds. They reflect the current fees, include management commissions and possibly also performance commissions deducted from the sub-funds. All returns are calculated from NAV to NAV with dividends reinvested. Unless otherwise stated, the performance of sub-funds is shown on a total return basis, including dividends or any other relevant distributions. All returns shown are gross of any tax deductions that could be applicable to an investor. It is possible that companies linked to iMGP and their executives, directors or personnel hold or have held stakes or positions in the securities listed in this document, or that they have traded or acted as market maker for these securities. Moreover, these entities or individuals may also have past or present ties with the executives of the companies issuing the abovementioned shares; furnish or have furnished financial or other services; or are or have been a director of the companies in question. Please note that any reference to an index is made for information purposes only. The performance of the Fund may differ from the performance of the index. None of the index provider data may be reproduced or re-disseminated in any form and may not be used as a basis for or a component of any financial instruments or products or indices.

For further information, please refer to the most recent version of the "KID/KIID".