

Polen Capital International Growth ETF PCIG



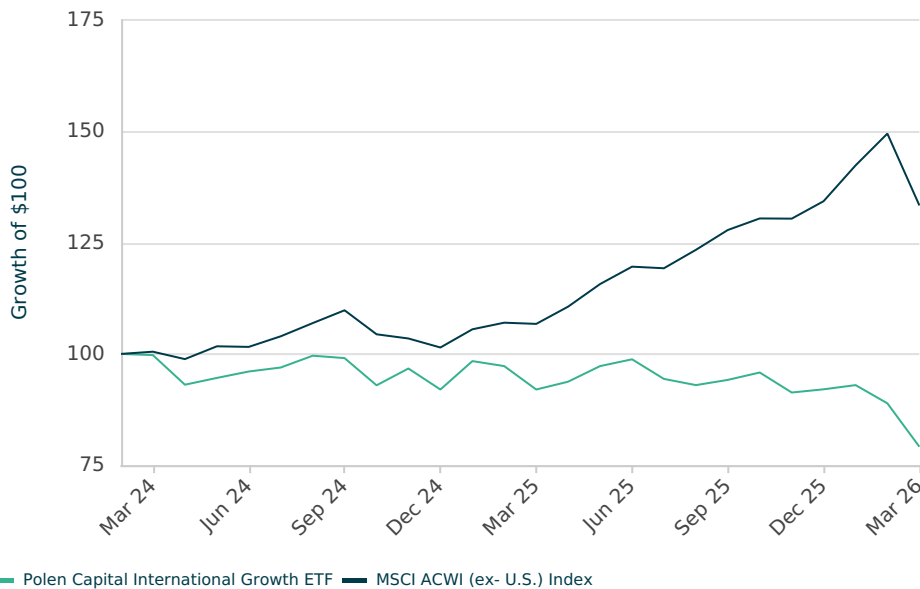
About the Fund

- The strategy is an actively managed, fully transparent ETF that seeks to achieve long-term growth of capital
- Focus on competitively advantaged international businesses with potential for sustained earnings growth
- Emphasis on companies with high returns on capital and double-digit earnings growth
- Concentrated portfolio of approximately 30 high-quality growth companies
- Low portfolio turnover with long-term holding periods

Performance

Data as of 3/31/26

Performance data quoted represents past performance and does not guarantee future results. Index performance is not illustrative of fund performance. An investment cannot be made directly in an index. The investment return and principal value of an investment will fluctuate so that an investor's shares, when redeemed, may be worth more or less than their original cost. Current performance of the fund may be lower or higher than the performance quoted. To obtain the performance of the funds as of the most recently completed calendar month, please visit <https://www.imgp.com/us>.



— Polen Capital International Growth ETF — MSCI ACWI (ex-U.S.) Index

Performance by Month / Year

Monthly Return	Year	Jan	Feb	Mar	Apr	May	Jun	Jul	Aug	Sep	Oct	Nov	Dec
2026	-14.0%	1.1%	-4.4%	-11.0%	—	—	—	—	—	—	—	—	—
2025	0.0%	6.9%	-1.2%	-5.4%	1.9%	3.7%	1.6%	-4.5%	-1.5%	1.3%	1.7%	-4.7%	0.8%
2024	—	—	—	—	-6.7%	1.7%	1.5%	0.9%	2.7%	-0.6%	-6.1%	4.0%	-4.9%

Contact

To learn more, contact our team at (323) 372-1960 or team@imgp.com or visit <https://www.imgp.com/us>.

Fund Facts

Fund Size	25.1 Mn
Inception Date of the Share Class	03/14/2024
CUSIP	53700T736
Gross Expense Ratio	0.85%
Share Currency	USD
Liquidity	Daily
Median Market Cap	97.1 Bn
Weighted Market Cap	197.9 Bn
Active Share	86.0%
Holdings	30

Polen Capital International Growth ETF

iM
Global
Partner

Performance as of 03/31/2026

Timeframe	Fund NAV	Fund Price	MSCI ACWI (ex- U.S.) Index
MTD	-10.98%	-9.65%	-10.79%
QTD	-14.03%	-12.67%	-0.70%
YTD	-14.03%	-12.67%	-0.70%
1 Year	-13.97%	-13.30%	24.92%
3 Years	--	--	--
5 Years	--	--	--
10 Years	--	--	--
Since inception	-10.81%	-10.33%	15.09%

Performance for periods greater than one year are annualized.

Measure of Risk

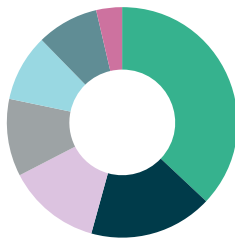
Annualized risk measures	Fund NAV	Fund Price	MSCI ACWI (ex- U.S.) Index
Volatility (1Y)	14.56%	13.70%	15.31%
Sharpe ratio (1Y)	-1.38	-1.51	1.26

Annualized risk measures	Fund vs. MSCI ACWI (ex- U.S.) Index
Information ratio (1Y)	-4.23
Beta (1Y)	0.77
Correlation (1Y)	0.81
Tracking error (1Y)	9.18%

Annualized risk measures are calculated metrics between the respective reference indexes and the fund. Annualized risk measures based on 5-year monthly returns or 3-year returns if less than 5-year history or 1-year if less than 3-year history.

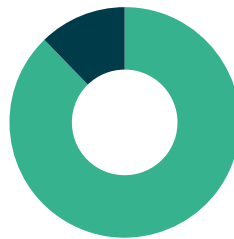
Portfolio Breakdown

By Sector



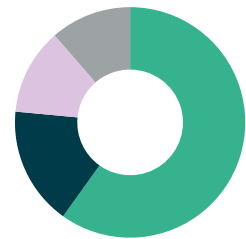
- Information Technology 37.0%
- Financials 17.3%
- Industrials 13.1%
- Health Care 10.9%
- Consumer Discretionary 9.4%
- Communication Services 8.7%
- Cash 3.6%

By Market Capitalization



- Large Cap 87.7%
- Mid Cap 12.3%

By Region



- Europe 59.9%
- North America 16.6%
- Asia ex-Japan 12.2%
- Japan 11.4%

Top 10 Holdings

ASML Holding NV	7.4%
MercadoLibre Inc	6.8%
SAP SE	6.1%
Spotify Technology SA	5.2%
Tokyo Electron Ltd	5.1%
Schneider Electric SE	5.0%
Lonza Group AG	4.9%
NU Holdings Ltd	4.2%
Aon PLC	3.9%
Shopify Inc	3.7%
Total	52.4%

Holdings and sector allocations are subject to change.

Fund Sub-Advisors

Polen Capital Management, LLC
Target Allocation: 100.0%
Daniel Fields

Polen Capital International Growth ETF

iM
Global
Partner

Important information

The fund's investment objectives, risks, charges, and expenses must be considered carefully before investing. The statutory and summary prospectus contains this and other important information about the investment company, and it may be obtained by calling 1-800-960-0188. Read it carefully before investing.

The Fund is newly formed and has no operating history.

Polen Capital International Growth ETF Risks: Investing involves risk. Principal loss is possible.

The Fund is subject to the risk that the value of equity securities may fluctuate, sometimes rapidly and unpredictably, due to factors affecting the general market, an entire industry or sector, or particular companies.

The Fund is exposed to certain risks such as its shares trading at a material discount to NAV as a result of its structure as an ETF.

The Fund invests in emerging market and foreign securities. Investment in foreign (non-U.S.) securities and emerging market securities may cause the Fund to experience more rapid and extreme changes in value due to economic, political and social instability of such countries.

A commission may apply when buying or selling an ETF.

iM Global Partner Fund Management has ultimate responsibility for the performance of the iMGP Funds due to its responsibility to oversee the funds' investment managers and recommend their hiring, termination, and replacement.

The Morningstar Foreign Large Growth Category contains funds that focus on high-priced growth stocks, mainly outside of the United States. Most of these portfolios divide their assets among a dozen or more developed markets, including Japan, Britain, France, and Germany. These portfolios primarily invest in stocks that have market caps in the top 70% of each economically integrated market (such as Europe or Asia ex-Japan). Growth is defined based on fast growth (high growth rates for earnings, sales, book value, and cash flow) and high valuations (high price ratios and low dividend yields). These portfolios typically will have less than 20% of assets invested in U.S. stocks.

The MSCI All Country World ex U.S. Index is a free float-adjusted market capitalization weighted index that is designed to measure the equity market performance of developed and emerging markets, excluding the United States.

Active Share measures the degree of difference between a fund portfolio and its benchmark index.

Market capitalization (or market cap) is the total value of the issued shares of a publicly traded company; it is equal to the share price times the number of shares outstanding.

Tracking Error is the monitoring the performance of a portfolio, usually to analyze the extent to which its price movements conform or deviate from those of a benchmark.

Information ratio (IR) is a measurement of portfolio returns beyond the returns of a benchmark, usually an index, compared to the volatility of those returns.

Sharpe ratio is the measure of a fund's return relative to its risk. The Sharpe ratio uses standard deviation to measure a fund's risk-adjusted returns. The higher a fund's Sharpe ratio, the better a fund's returns have been relative to the risk it has taken on. Because it uses standard deviation, the Sharpe ratio can be used to compare risk-adjusted returns across all fund categories. Past performance is no guarantee of future results.

Beta is a measure of the volatility, or systematic risk, of a security or a portfolio in comparison to the market as a whole.

Correlation is a statistical measure of how two securities move in relation to each other.

Industry sector levels are provided from the Global Industry Classification Standard ("GICS"), developed and exclusively owned by MSCI, Inc. ("MSCI") and Standard & Poor's Financial Services LLC. All GICS data is provided "as-is" with no warranties.

The iMGP Funds are Distributed by ALPS Distributors, Inc